













## Year Kindy Literacy – Darkan PS @ HOME















<p><b>Explore a Book</b></p> <p>Ask your child to choose a book and read it to them with an expressive voice. Talk about the front cover, characters, setting and events.</p> 	<p><b>Play 'I Spy'</b></p> <p>Say to your child, "I spy with my little eye something that is (choose a colour or a sound)." Let them guess and give clues if needed. Then swap roles.</p> 	<p><b>Write Your Name</b></p> <p>Explore different ways for your child to write their name (on paper, in a tray with rice, in shaving cream, with play dough, etc.) or collage their with objects.</p> 	<p><b>Learn New Songs</b></p> <p>Learn a new nursery rhyme. Use 'Playschool 50 best songs' on You-Tube for ideas. Make up some actions to go with it.</p> 	<p><b>Act Out a Story</b></p> <p>Choose a simple story (We're Going on a Bear Hunt, Billy Goats Gruff, Three Little Pigs, etc.) to act out. You could even make your own puppets or use toys as characters.</p> 
<p><b>Picture Talk</b></p> <p>Look at an interesting picture (See Oral Language resources) and ask your child to talk about what they see. Ask them some questions</p> 	<p><b>Make a Book</b></p> <p>Collect a pile of discarded drawings. Add a simple character drawing (such as a worm) to each page and make up a story about the worm's adventures.</p> 	<p><b>Read a story</b></p> <p>After reading a story together, talk to your child about their favourite part of the story and ask them some questions. They may like to draw or paint a picture or act it out with their toys.</p> 	<p><b>Make a list</b></p> <p>Ask your child to draw a list of items you need to purchase, or draw a list of jobs to do.</p> 	<p><b>Activity Retell</b></p> <p>Do an activity at home – eg craft, cooking. Ask your child to retell the steps that they took to complete the activity. (See Activity retell in resources).</p> 
<p><b>Play 'Simon Says'</b></p> <p>Play the traditional game of 'Simon Says'. Start with one step instructions and build to as many as you can. For example, "Simon says, 'touch your nose, then head, then tummy and then turn around'."</p>	<p><b>Silly Rhyme</b></p> <p>Make a fun game out of silly talking by taking turns to make up rhyming words. For example, bake, lake, make, cake, dake, pake, shake, gake...keep going until you get stuck, then pick a new word to rhyme.</p>	<p><b>Play clapping games</b></p> <p>Remember back to your own childhood and try to teach your child some hand clapping rhymes. If you can't remember any, google search 'hand clapping rhymes'</p> 	<p><b>Cut up Catalogues</b></p> <p>Search catalogues to cut out collections of objects that start with the same sound.</p>	<p><b>Innovate a Story</b></p> <p>Retell a simple story (Three Little Pigs, Three Billy Goats Gruff, Goldilocks, etc.) or nursery rhyme. Change some of the characters and practise retelling your new story/rhyme.</p> 



### Keep in mind:

- Reading stories to your child is one of the best activities you can do together to build strong school foundations
- Developing good phonological awareness is important in Kindy (you can google this!). Good phonological awareness is the most important first step of learning to read and write.
- Teaching children to write using all capitals is not helpful. Teaching children to use the correct case, particularly in their name, is helpful.
- These activities can be repeated and extended upon.

# Year Kindy Numeracy – Darkan PS @ HOME

<p><b>Shape Hunt</b></p> <p>Draw some basic shapes on a piece of paper (circle, square, rectangle, oval, triangle). Look around the house and find things to match your shapes.</p> 	<p><b>Make a Pattern</b></p> <p>Find objects of the same colour or shape (beads, beans, buttons, leaves etc.) that you can use to make a pattern. Explore copying a pattern, creating a pattern and extending on a pattern of varying difficulty.</p> 	<p><b>Sorting</b></p> <p>Help put the washing up away. Sort the cutlery, plates, cups and other items into matching groups. You could also do the same type of activity by helping to put some clothes away.</p> 	<p><b>Counting</b></p> <p>Choose some objects count (toys, bottle tops, blocks, Lego.). Practise counting a small group of items, make sure you say one number for each objects</p> 	<p><b>Number Writing</b></p> <p>Roll a die (for numbers to 6) or two dice (for numbers to 12). If you don't have a dice use an online dice roller. Identify the number of dots on your dice and write the matching number.</p> 
<p><b>Before and After</b></p> <p>Create a horizontal number line from 0-10 on the floor using numbers written on paper. Call out a number to locate on the number line. Practise jumping forwards to find the number that comes after and backwards for the number that comes before.</p>	<p><b>More and Less</b></p> <p>Gather some of your toys. Take turns putting your toys in two different sized groups (up to 10). Guess which group you think has more and which has less. Check your answer by counting the number of toys in each group.</p> 	<p><b>Comparing Height</b></p> <p>Look around your home for something tall, something short and other items that are 'in between'. Have a go at ordering your objects from shortest to tallest.</p> 	<p><b>Counting Songs</b></p> <p>Sing some songs about numbers like : Five Little Monkeys Jumping on the Bed, Ten in the Bed, Alice the Camel, This Old Man, One Potato Two Potato, and Five Little Ducks.</p> 	<p><b>Help Make Dinner</b></p> <p>Count out the correct number of plates/ cups/ cutlery to set the table. Talk about the recipe using terms like more, less, how many, how much. Help measure out and collect the correct number of ingredients.</p> 
<p><b>Counting Rocket Ship</b></p> <p>Curl up in a ball on the floor. Start counting from 0 to 10. As you count higher move up onto your feet and then higher and higher until you form a rocket ship blasting off. Repeat backwards (counting 10 to 0).</p> 	<p><b>Dot Match</b></p> <p>On some post it notes or small pieces of paper write numbers from 0-10. Repeat this but use dots to represent the numbers. Hide the dot set around the house. Go around the house matching the numbers to the correct dots.</p> 	<p><b>Fill Containers</b></p> <p>Choose some different sized containers and one cup. Predict and then measure how many cups it takes to fill each container with water. Change your cup size and see how it changes your measurements.</p> 	<p><b>Comparing Length</b></p> <p>Cut a piece of ribbon or string (or even use a shoe lace!). Find something that is longer and shorter. As a challenge, you could find something that is the same length. Once you have collected some items, try and sort them by length.</p> 	<p><b>Solve a Puzzle</b></p> <p>Complete a puzzle that you have at home and/ or create your own. Make a puzzle of your own by drawing a picture on some paper/ card. Then, draw some cutting lines over your picture to form puzzle pieces and cut along the lines.</p> 



## Keep in mind:

- Pointing at or touching each object while I count out loud will help with my accuracy.
- If I make a mistake, support and encourage me to check 'my work' so I can figure out the correct answer.
- Encourage me to talk out loud while I am working through these activities.
- These activities can be repeated and extended upon.